

Modular School Development Program

DELIVERED BY THE BOUCREE FOUNDATION



SPONSORED BY:



Project Overview: Modular School Program

CLIMATE-RESILIENT DESIGN

The prototype integrates **climate-resilient features** to withstand natural disasters while ensuring longevity, safety, and comfort for students and staff.

LOCAL WORKFORCE INTEGRATION

This initiative focuses on **training and employing local** Jamaican workers, thus enhancing community engagement and building essential skills in construction.

COMMUNITY RESILIENCE HUB

Designed as a **dual-use facility**, the school will serve as a community resilience hub during emergencies, providing shelter and support to locals.



Building Scale & Logic

STAGE 1 FOOTPRINT

The initial footprint measures **approximately 300–350 m²**, providing ample space for essential educational facilities and community interaction.

FULL BUILD-OUT

Upon completion, the footprint expands to **550–650 m²**, enabling a comprehensive learning environment tailored for students and staff alike.

MODULAR UNIT

Each modular unit encompasses **55–60 m²**, featuring a robust steel frame and an insulated envelope for optimal durability and energy efficiency.

Program Structure

Stage 1

01

CLASSROOMS

The design includes **three spacious classrooms** that prioritize natural light and ventilation, creating an optimal learning environment for students to thrive in their educational journey.

02

ADMINISTRATION

An **administrative area** will be equipped with a principal's office and staff workspace, facilitating efficient management and support for the school's educational programs and activities.

03

FACILITIES

Essential **kitchen and sanitary facilities** will ensure student health and nutrition, promoting a safe and conducive environment for learning and community engagement within the school.

Program Structure

Stage 2

01

ADDITIONAL CLASSROOMS

The addition of **three new classrooms** enhances the learning environment, ensuring ample space for students and accommodating diverse teaching styles for an enriched educational experience.

02

MULTIPURPOSE HALL

A versatile **dining and multipurpose hall** of approximately 60 m² will serve as a gathering space for students, community events, and various activities, promoting social interaction.

03

LIBRARY & LAB

The inclusion of a **library and technology lab** provides essential resources for research and learning, equipping students with the tools they need to thrive in a digital world.

Architectural & Spatial Concept

01

LEARNING WINGS

The **Learning Wings** are designed as modular classroom clusters that optimize natural **daylight** and ventilation, creating a conducive environment for student learning and engagement.

02

CENTRAL CORE

The **Central Core** houses administrative functions and shared spaces, facilitating collaboration and efficiency in school operations while serving as a **social hub** for the community.

03

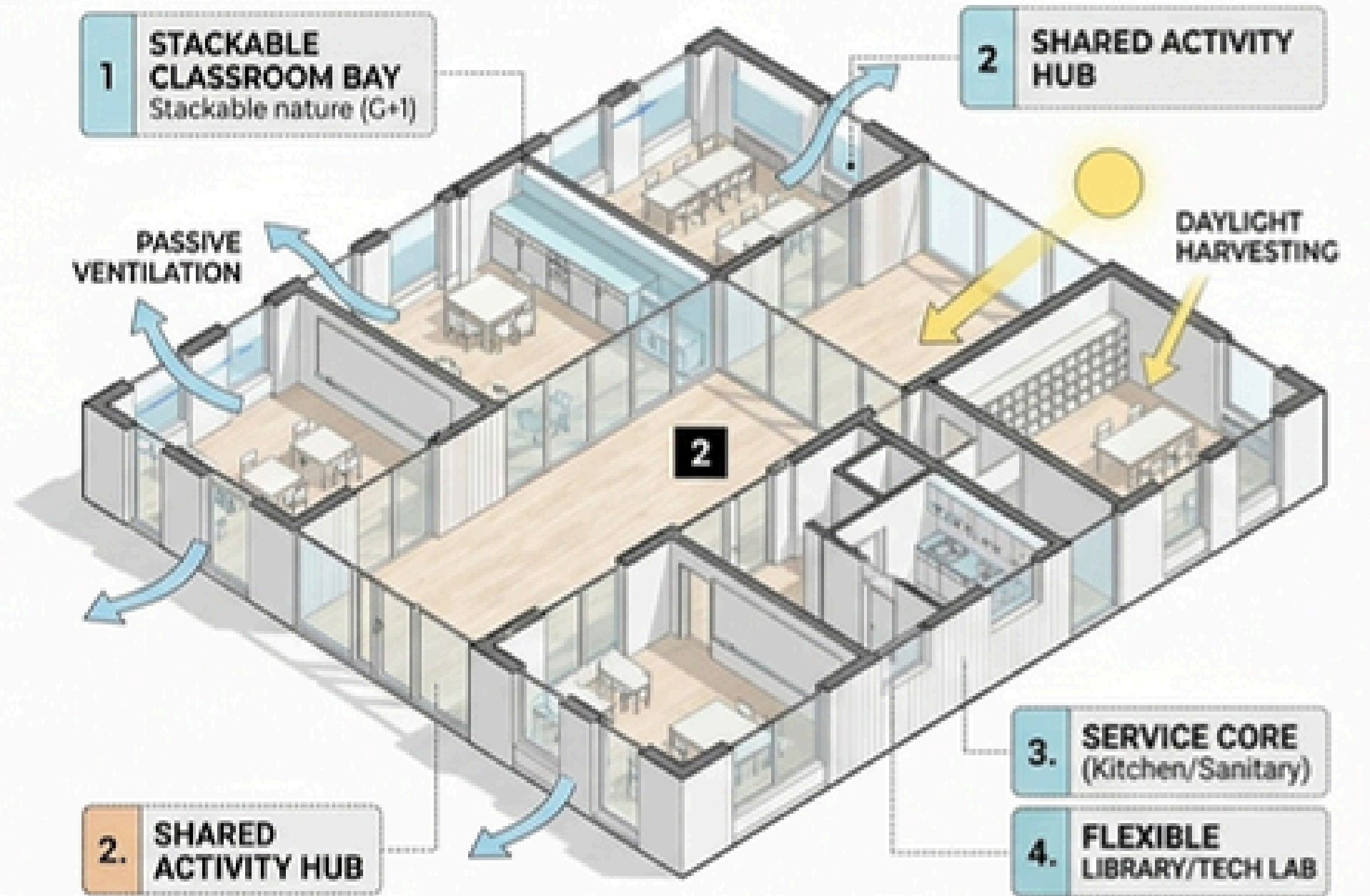
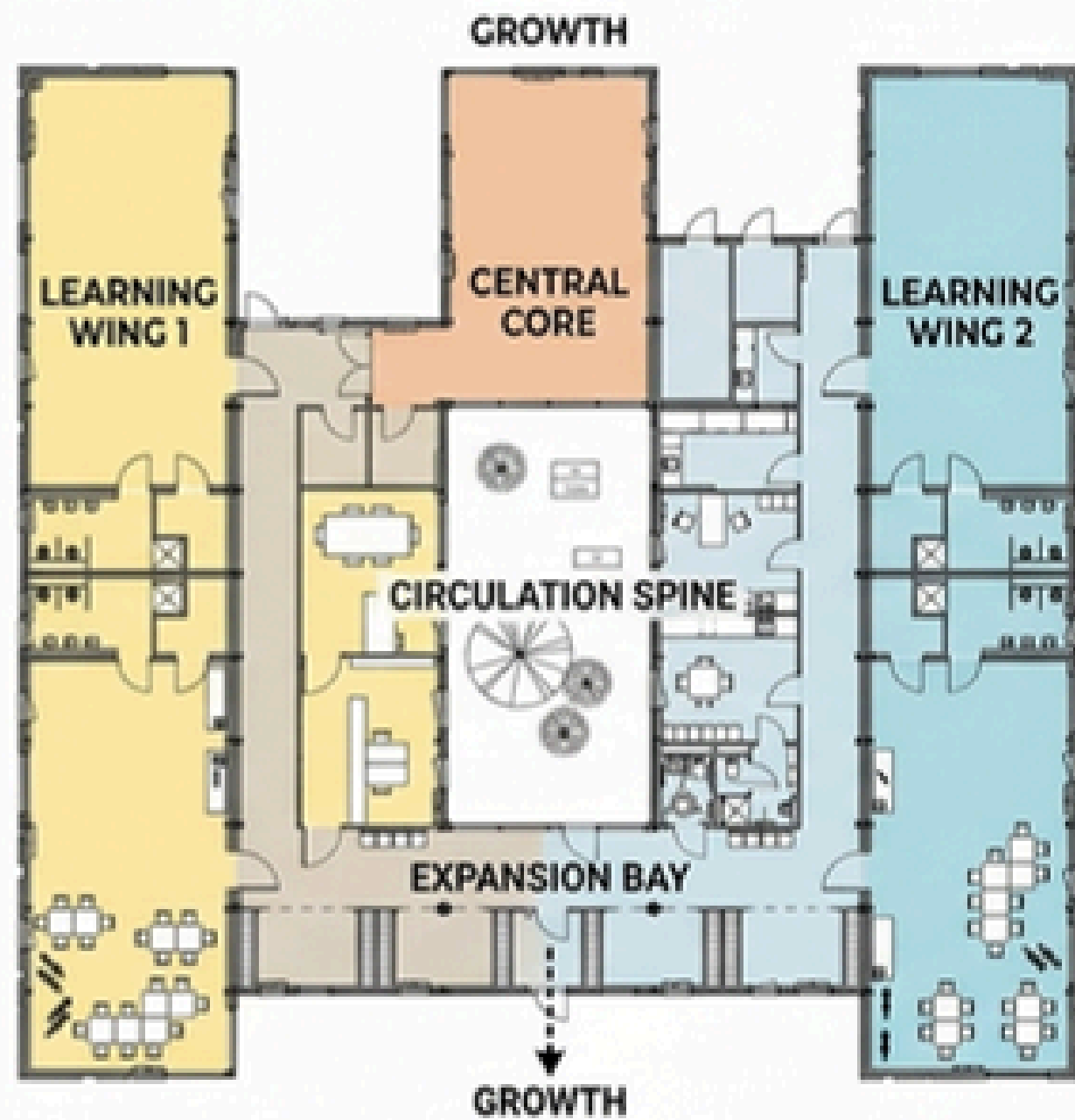
CIRCULATION SPINE

The **Circulation Spine** provides clear internal movement and orientation, ensuring easy access to all areas of the school, enhancing **safety** and connectivity between different zones.



Design Focus on Daylight and Ventilation

Our modular school design prioritizes **natural light** and airflow, enhancing student well-being and learning through optimized spatial layouts and large windows.



DELIVERY PHASE



Design Phases Timeline

PHASE 1

Concept & system definition initiation begins immediately.

PHASE 2

Design development integrating architecture and engineering follows.

PHASE 3


Technical documentation prepares production-ready drawings for construction.

FINALIZATION

All phases culminate in comprehensive project documentation completion.

Design & Engineering Key Activities

ESSENTIAL STEPS FOR SUCCESSFUL IMPLEMENTATION

- Site-specific adaptation to local conditions
 - Modular zoning for effective space utilization
 - Integrated system design for all components
 - Production documentation ensuring quality and efficiency
 - Assembly logic to streamline construction process
- 
- A large, abstract yellow graphic element in the bottom right corner of the slide, consisting of several overlapping, rounded shapes that resemble a stylized flower or a modern logo.

Construction & Delivery Workflow

SITE PREPARATION

Site preparation will occur from June to July 2026, ensuring foundational work is completed prior to modular unit installation.

OFFSITE FABRICATION

Offsite modular fabrication will take place simultaneously, allowing structural assembly and finishing to progress without delaying onsite activities.

SCHEDULE EFFICIENCY

This parallel workflow significantly reduces the overall project schedule, effectively minimizing risks associated with construction delays and coordination challenges.

Stage 1 Installation

TRANSPORT

Modules will be transported to the site from the JAMAICAN BASED factory, ensuring **timely delivery** for the upcoming installation phase.

ASSEMBLY

A rapid assembly process will commence, allowing for effective **construction** and integration of all systems within a short timeframe.

OPENING

The operational opening is planned for FALL 2026, marking a significant milestone for the **community and educational development.**

Stage 2 Expansion Timeline

FABRICATION

Fabrication will occur between **January and March 2027**, ensuring all modular components are ready for efficient assembly on-site.

INSTALLATION

Installation will take place in Spring 2026, allowing for structured integration of the modules into the school environment.

COMPLETION

Full project completion is expected by **March 2027** marking a significant milestone in the Modular School Development Program.

Cost Framework Overview

REPEATABILITY FOCUS

Emphasizing **repeatability** in design ensures efficient use of resources, allowing for consistent quality across multiple school prototypes in Jamaica.

LOCAL PRODUCTION

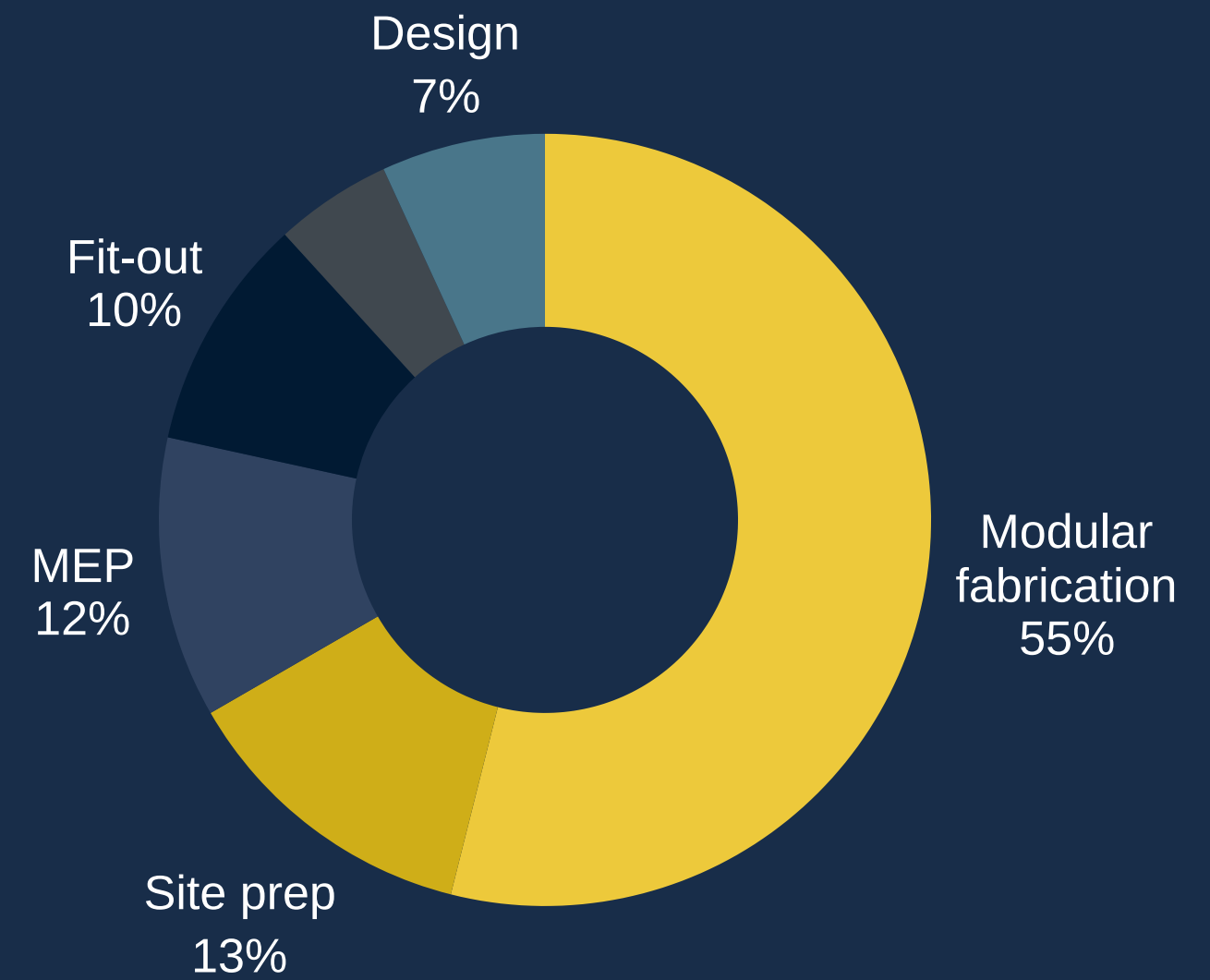
Utilizing local materials and labor not only supports the community but also **optimizes costs**, making the project more sustainable and economically viable.

CLIMATE-RESILIENT DESIGN

The incorporation of **climate-resilient features** significantly reduces lifecycle costs, enhancing durability and minimizing maintenance expenses throughout the school's operational life.

Cost Breakdown Overview

This chart illustrates the **distribution of costs** across various categories, emphasizing efficient allocation for the Modular School Development Program's successful implementation and sustainability in Jamaica.



Cost Categories for Modular School Development Program

COMMUNITY ENGAGEMENT AND RESILIENCE

The modular school serves as an **emergency shelter**, providing safety during hurricanes and extreme weather events. Furthermore, it actively engages the local workforce through training and job opportunities, fostering **economic growth** and community resilience in Jamaica.

SUSTAINABLE PRACTICES AND MATERIALS

The project utilizes **climate-resilient materials** and elevated foundations to withstand adverse weather. This approach not only enhances durability but also supports a sustainable environment by minimizing ecological impact, ensuring that the school remains a safe and effective space for future generations.

Next Steps Overview

DESIGN START

The design phase will commence in **May 2026**, focusing on developing architectural plans and specifications for the modular school prototype.

CONSTRUCTION START

July 2026 marks the beginning of construction activities, including site preparation and offsite modular fabrication to ensure timely delivery.

OPERATIONAL LAUNCH

The **Stage 1 operational launch** is scheduled for **September / October 2026**, enabling students to begin learning in their new classrooms without delay.

Thank You for Your Support

EMAIL ADDRESS

boucreefoundation@gmail.com

WEBSITE

www.theboucreefoundation.com

PHONE

+1 (202) 510-2730

